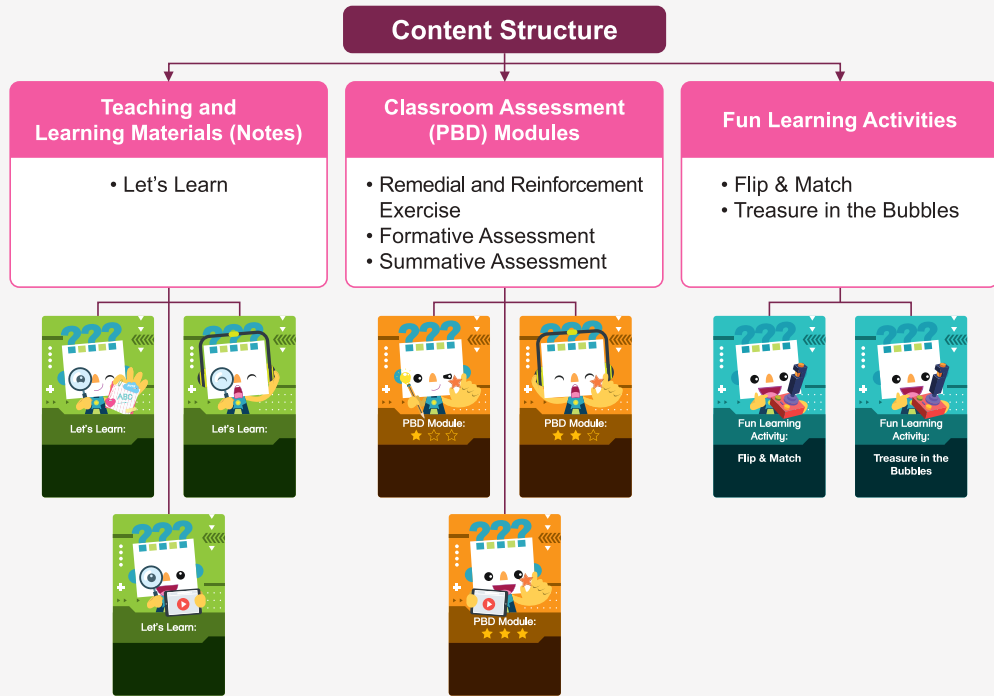




Content Structure

- The teaching and assessment resources are designed based on the *Dokumen Standard Kurikulum dan Pentaksiran (DSKP)*, organised *aligned with the textbook*.
- Each theme consists of *Teaching and Learning Materials (Notes)*, *Classroom Assessment (Pentaksiran Bilik Darjah, PBD) Modules* and *Fun Learning Activities*.
- The practical, high-quality and easy-to-use materials can be launched with just **one click**, assisting teachers in reducing workload, increasing efficiency, and achieving better teaching experiences and outcomes.



Classroom Assessment (PBD) Modules

- Provides PBD modules required for each lesson. Teachers can use the materials provided as **Remedial and Reinforcement Exercises**, **Formative Assessments**, and **Summative Assessments**.
- Activities with multimedia elements such as **Audio** and **Video** are also provided to enhance the teaching and learning experience.
- Each activity is marked with star ratings according to its **difficulty level**. Teachers can use the materials provided based on the proficiency levels of the pupils.

Icons and Features

Difficulty Level of Activities		Activities with Multimedia Elements	
Low	Mid	With Audio	With Video
HOTS	Module with Higher Order Thinking Skills (HOTS) elements		Print activity
i-Think	Module with i-Think mind maps		For pupils to check answers
	Answers provided for teachers' reference		

Fun Learning Activities

- Fun Learning Activities that integrate digital and multimedia in teaching and learning are aimed at boosting **engagement** and enhancing the effectiveness of the teaching and learning process.
- **Flip & Match**
 - A matching game that challenges pupils' memorisation and tests the skills they have learnt.
 - **Treasure in the Bubbles**
 - A game that helps pupils develop cognitive skills of identification and grouping.

Teaching and Learning Materials (Notes)

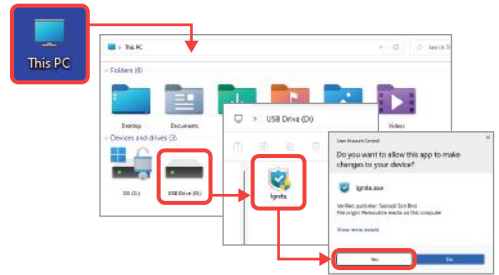
- **Let's Learn**
 - Provides concise, illustrated notes, as well as audio and video resources required for each lesson.
- **Covers six themes**
 - Inquiry in Science
 - Physical Science
 - Earth and Space
 - Life Science
 - Material Science
 - Technology and Sustainability of Life



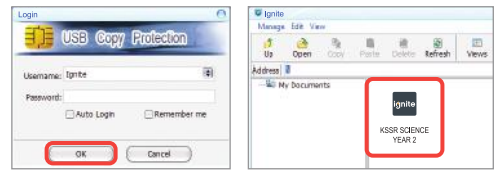


Launching Digital Materials via Pen Drive

1. Insert the **pen drive** into your computer.
2. Double-click on **This PC** or **My Computer** on your computer.
3. Double-click the **USB Drive** icon.
4. Double-click the **Ignite** icon and select **Yes** to launch the digital materials on your computer.



5. Select **OK** on the **Login** window. (No password is required)
6. On the **Ignite** window, click the **Ignite subject** icon to access the activities home page.



Minimum System Requirements

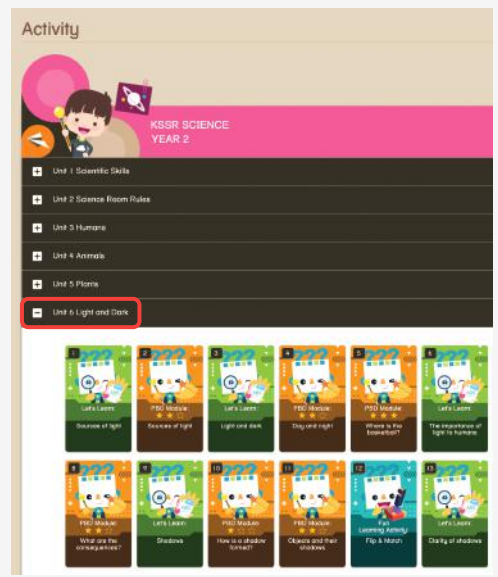
- **Operating System:** Microsoft Windows 10 and above
- **Processor:** 1 Gigahertz (GHz) or higher
- **RAM:** 1 Gigabyte (GB) or higher
- **Graphics Card:** Compatible with DirectX 9 or later with WDDM 1.0 driver

Displaying Module Content

1. On the **Activity** page, you can see the unit titles displayed.



2. Select and click on the chosen **Unit** to see the modules that have been prepared.



3. Click on the **Module** icon to view its contents.



Checking Answers

You can see the answer to each question in the module by clicking the **Answer** button.

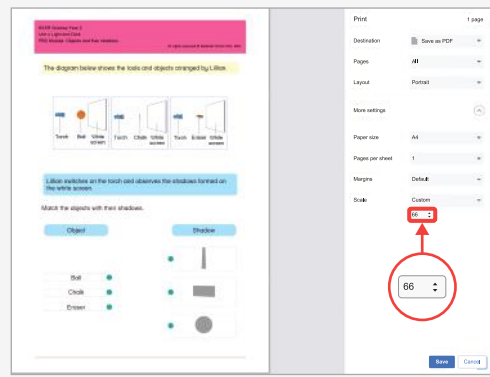


Printing Activities

1. You can print a selected activity by clicking the **Print** button.



2. Scale to the desired size and select **Save as PDF**.



3. Print the saved **PDF**.

Contents at a Glance

Ignite: Teaching and Learning Made Easy SCIENCE YEAR 2 KSSR Digital Teaching and Learning Resources is developed based on the *Dokumen Standard Kurikulum dan Pentaksiran (DSKP)* and the *Science Year 2 KSSR Textbook*. This resource package is organised to align with the textbook and can be used as **Teaching and Learning Materials, Classroom Assessment (PBD) Modules and Fun Learning Activities**.

